

# SAM3E/3K系列固态整机

SAM3E/3K series solid-state machine



产品具备欧盟CE认证

该系列产品获得实用新型 专利号:2015204815656 2008200376486 20102010039275

- 集散热、风冷、过热、过流保护功能全新一体化设计
- 配置过载保险丝,可靠保护负载及固态继电器因过流导致的损坏
- 内设高温保护开关,当散热器表面温度达到80°C时自动断开
- 控制信号,避免温度过高导致的控制器损坏
- 面板分别有输入指示以及过热指示
- 输入控制信号4-32VDC,风扇电源220VAC
- 配置专利产品自带风扇定向风道式强制风冷散热装置
- 配置专利产品三相绝缘接线支架,符号绝缘标准



3E款

3K款

## 产品选型 Product Selection

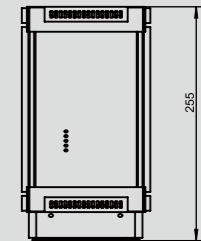
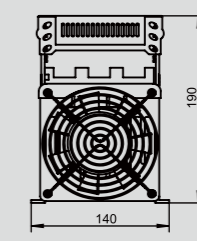
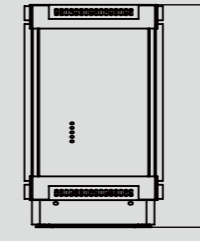
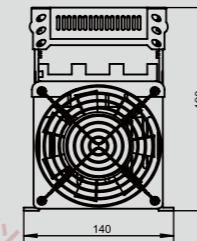
产品型号	适配功率(三相380V)	内置模块	散热器	外形尺寸(mm)长宽高	安装孔距(mm)	保险丝(A)
SAM3E4060D	8-19KW	SAM4060D	E180	225×140×190	130×128	40A
SAM3E4080D	17-26KW	SAM4080D	E180	225×140×190	130×128	50A
SAM3E40100D	22-33KW	SAM40100D	E180	225×140×190	130×128	75A
SAM3E40120D	27-39KW	SAM40120D	E180	225×140×190	130×128	80A
SAM3E40150D	35-51KW	SAM40150D	E210	255×140×190	160×128	100A
SAM3E40200D	46-62KW	SAM40200D	E250	295×140×190	200×128	125A
SAM3E40250D	51-73KW	SAM40250D	E300	345×140×190	250×128	140A
SAM3E40300D	55-79KW	SAM40300D	E350	395×140×190	300×128	160A
SAM3E40400D	60-83KW	SAM40400D	E400	445×140×190	350×128	175A

## 产品选型 Product Selection

产品型号	适配功率(三相380V)	内置模块	散热器	外形尺寸(mm)长宽高	安装孔距(mm)	保险丝(A)
SAM3K40250D	75KW	MTX260A	K240	280×210×210	190×200	125A
SAM3K40300D	90KW	MTX320A	K240	280×210×210	190×200	160A
SAM3K40400D	120KW	MTX400A	K320	360×210×210	270×200	200A
SAM3K40500D	150KW	MTX550A	K400	440×210×210	350×200	250A
SAM3K40600D	180KW	MTX600A	K480	560×210×210	430×200	275A

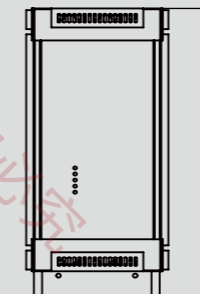
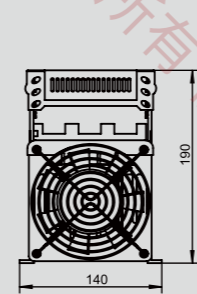
## 产品尺寸图 Product dimension diagram

单位(mm)

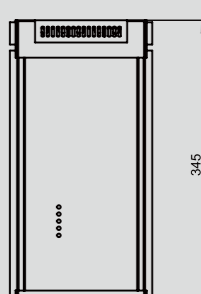
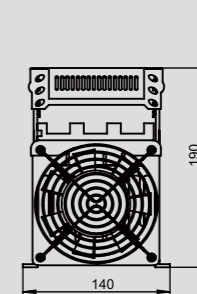


SAM3E4060D-SAM3E40120D 长宽高:225mm\*140mm\*190mm

SAM3E40150D 长宽高:255mm\*140mm\*190mm



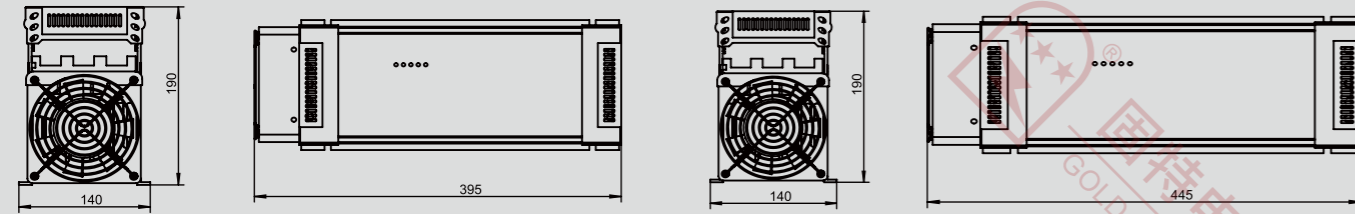
SAM3E40200D 长宽高:295mm\*140mm\*190mm



SAM3E40250D 长宽高:345mm\*140mm\*190mm

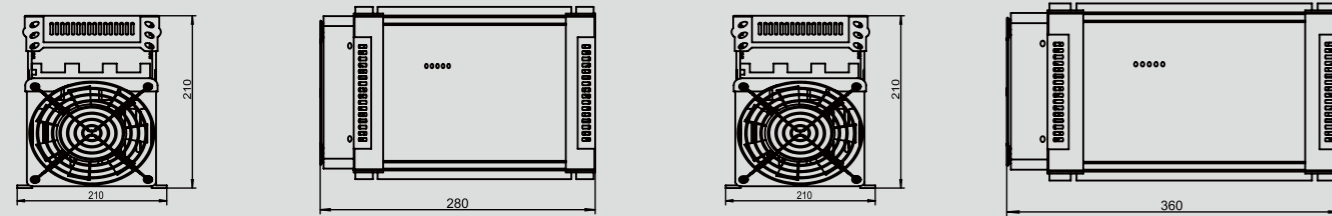
产品尺寸图 Product dimension diagram

单位 (mm)



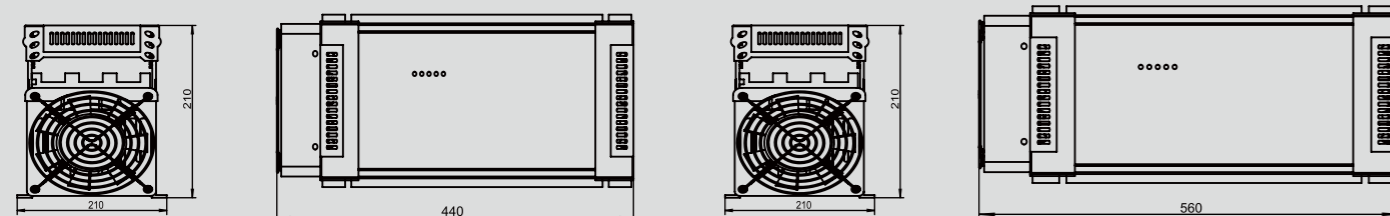
SAM3E40300D 长宽高:395mm\*140mm\*190mm

SAM3E40400D 长宽高:445mm\*140mm\*190mm



SAM3K40250D-SAM3K40300D 长宽高:280mm\*210mm\*210mm

SAM3K40400D 长宽高:360mm\*210mm\*210mm



SAM3K40500D 长宽高:440mm\*210mm\*210mm


SAM3K40600D 长宽高:560mm\*210mm\*210mm

产品用途 Product purpose

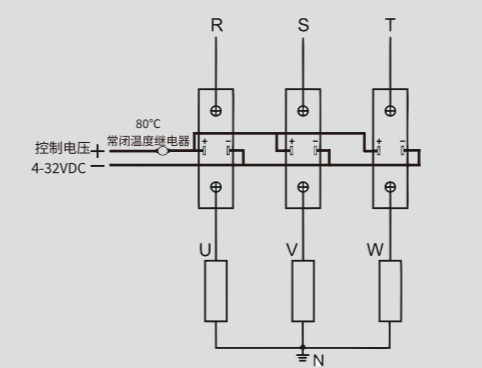
SAM系列固态整机产品广泛应用于如工业电炉、烘箱、水泵、电动机、电气开关柜、纺织、喷泉等自动化控制设备。

The SAM series solid state complete machine products are widely used in automation control equipment such as industrial electric furnaces, ovens, water pumps, motors, electrical switchgear, textiles, fountains, etc.

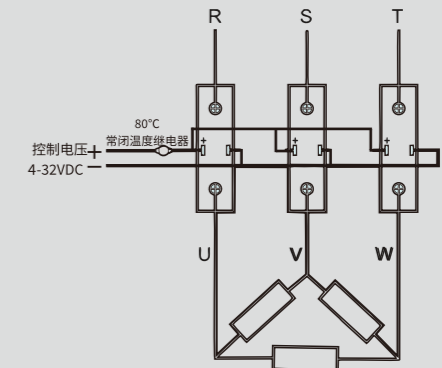
产品接线图 Product wiring diagram



接线端子排和控制板接线示意图

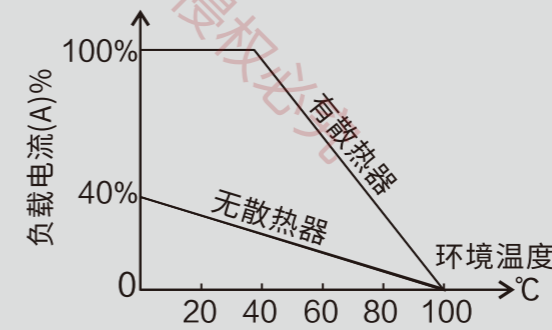


负载星型接线示意图(可选择接零或不接零)

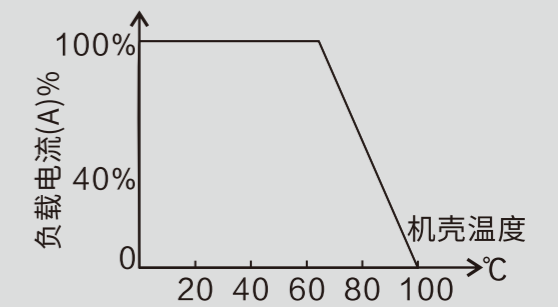


负载三角型接线示意图

产品曲线图 Product curve chart



负载电流与散热器温度曲线图



负载电流与机壳温度曲线图